

POSITIVE and NEGATIVE Space


The negative space is defined by the edges of the positive space and the frame or border (our third element). So, part of our negative space is bounded by the frame and another part is bounded by the positive space. Sometimes the negative space is completely bounded by the positive space. What is important to note is that the negative space also defines our subject.



The positive space is masked in black in the second photo.

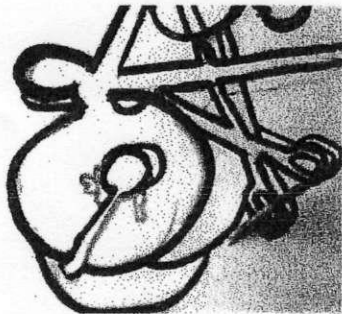


The negative space is masked in black in the third photo.




The shapes in between

This exercise will help you become familiar with looking for the negative spaces between objects in a still life. Choose a few simple items and arrange them in a group.



Instead of drawing the items themselves, search for the spaces and abstract shapes between them.



You can recognize the objects in the finished painting but they form a flat pattern instead of looking 3D.

