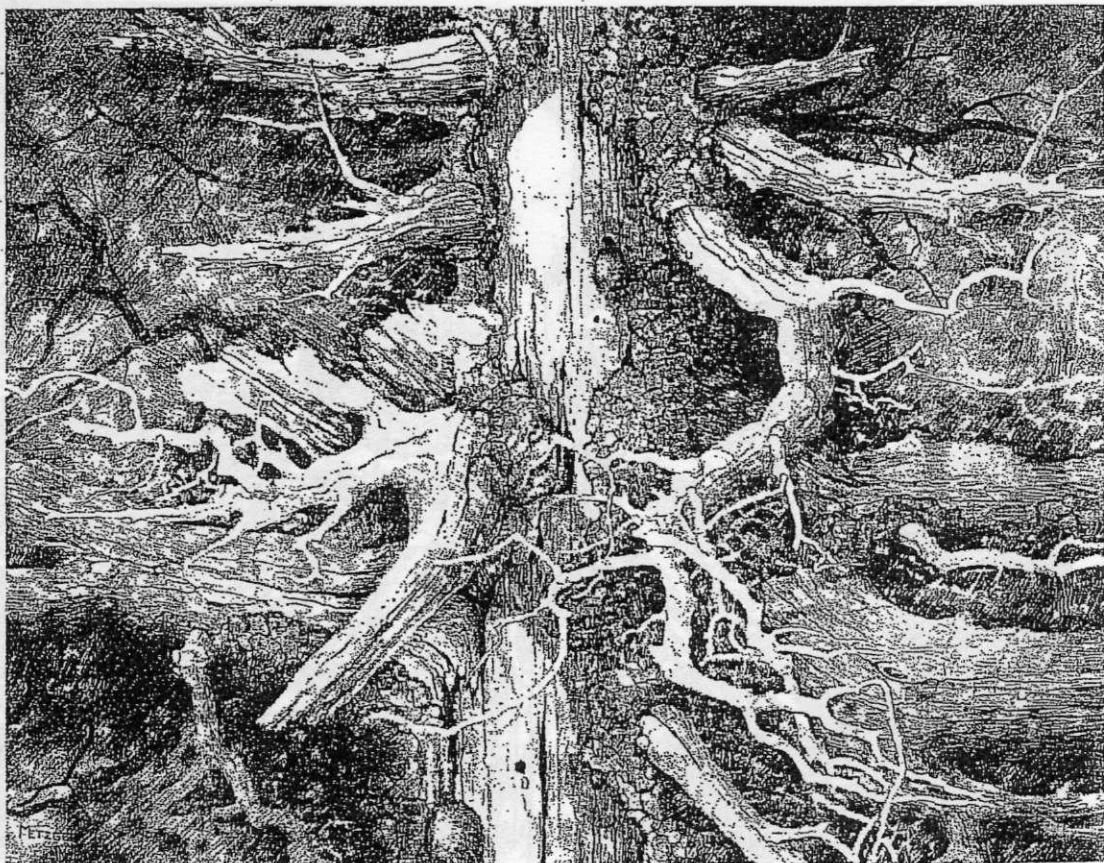


Hatching


- (a) Hatching, charcoal pencil
- (b) Hatching, colored pencil
- (b) Crosshatching, charcoal pencil
- (d) Crosshatching, colored pencils
- (e) Crosshatching, H, HB and 4B graphite pencils




Hatching

In this drawing I used a variety of pencils ranging from H to 6B and a good deal of hatching and crosshatching to express textures and to suggest shadows. A light lay-in was followed by increasingly stronger, darker strokes.


OLD SPRUCE | pencil on illustration board | 24" x 30" (61cm x 76cm)



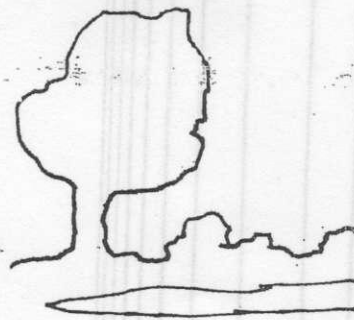
crosshatching and hatching




dots (Pointillism)




hatching with variable spacing



continuous line



curved strokes



wash (ink dropped into surface wet with water)

Pen strokes

A few of the strokes or marks that may be made with an ink pen.